

Order Date: _____ Original PO#: _____ Billing PO#: _____
 Company Name: _____ Prosthetist: _____
 Patient Name: _____ Account Number: _____
 Email: _____ Telephone: _____ Fax: _____

<p>1. SELECT DESIGN:</p> <table style="width: 100%;"> <tr> <td><input type="checkbox"/> LiL Alpine</td> <td><input type="checkbox"/> LiL HIFI</td> <td><input type="checkbox"/> LiL SOLO</td> </tr> <tr> <td><input type="checkbox"/> LiL Baller</td> <td><input type="checkbox"/> LiL Nouveau</td> <td><input type="checkbox"/> LiL Stealth</td> </tr> <tr> <td><input type="checkbox"/> LiL Deener</td> <td><input type="checkbox"/> LiL OM</td> <td><input type="checkbox"/> LiL Victorian</td> </tr> <tr> <td><input type="checkbox"/> LiL Glide</td> <td><input type="checkbox"/> LiL Royale</td> <td><input type="checkbox"/> LiL Wings</td> </tr> </table>	<input type="checkbox"/> LiL Alpine	<input type="checkbox"/> LiL HIFI	<input type="checkbox"/> LiL SOLO	<input type="checkbox"/> LiL Baller	<input type="checkbox"/> LiL Nouveau	<input type="checkbox"/> LiL Stealth	<input type="checkbox"/> LiL Deener	<input type="checkbox"/> LiL OM	<input type="checkbox"/> LiL Victorian	<input type="checkbox"/> LiL Glide	<input type="checkbox"/> LiL Royale	<input type="checkbox"/> LiL Wings	<p>2. SHAPE: <i>Please see 'SHAPE' diagrams on following page.</i></p> <input type="checkbox"/> AK <input type="checkbox"/> BK1 <input type="checkbox"/> BK2 <input type="checkbox"/> BK3	<p>3. LEFT OR RIGHT:</p> <input type="checkbox"/> Left Leg <input type="checkbox"/> Right Leg
<input type="checkbox"/> LiL Alpine	<input type="checkbox"/> LiL HIFI	<input type="checkbox"/> LiL SOLO												
<input type="checkbox"/> LiL Baller	<input type="checkbox"/> LiL Nouveau	<input type="checkbox"/> LiL Stealth												
<input type="checkbox"/> LiL Deener	<input type="checkbox"/> LiL OM	<input type="checkbox"/> LiL Victorian												
<input type="checkbox"/> LiL Glide	<input type="checkbox"/> LiL Royale	<input type="checkbox"/> LiL Wings												

Please reference the measuring diagrams on following page and be sure to select the unit of measure.

<p>4. COVER LENGTH (A) :</p> <p>_____ <input type="checkbox"/> inches _____ <input type="checkbox"/> millimeters</p>	<p>5. TOP WIDTH (B) :</p> <p>_____ <input type="checkbox"/> inches _____ <input type="checkbox"/> millimeters</p>	<p>6. BOTTOM WIDTH (C) :</p> <p>_____ <input type="checkbox"/> inches _____ <input type="checkbox"/> millimeters</p>
--	---	--

<p>7. MAIN COLOR</p> <table style="width: 100%;"> <tr> <td><input type="checkbox"/> 14K Gold</td> <td><input type="checkbox"/> Cobalt</td> <td><input type="checkbox"/> Purple</td> <td><input type="checkbox"/> Teal</td> </tr> <tr> <td><input type="checkbox"/> Army Green</td> <td><input type="checkbox"/> Forest Green</td> <td><input type="checkbox"/> Racecar Yellow</td> <td><input type="checkbox"/> White</td> </tr> <tr> <td><input type="checkbox"/> Baby Blue</td> <td><input type="checkbox"/> Grey Green</td> <td><input type="checkbox"/> Red</td> <td><input type="checkbox"/> Skin #1</td> </tr> <tr> <td><input type="checkbox"/> Baby Pink</td> <td><input type="checkbox"/> Lime Green</td> <td><input type="checkbox"/> Rose Gold</td> <td><input type="checkbox"/> Skin #2</td> </tr> <tr> <td><input type="checkbox"/> Baby Yellow</td> <td><input type="checkbox"/> Maroon</td> <td><input type="checkbox"/> Seafoam Green</td> <td><input type="checkbox"/> Skin #3</td> </tr> <tr> <td><input type="checkbox"/> Black</td> <td><input type="checkbox"/> Navy</td> <td><input type="checkbox"/> Silver</td> <td><input type="checkbox"/> Skin #4</td> </tr> <tr> <td><input type="checkbox"/> Charcoal</td> <td><input type="checkbox"/> Orange</td> <td><input type="checkbox"/> Spanish Gold</td> <td><input type="checkbox"/> Skin #5</td> </tr> </table>	<input type="checkbox"/> 14K Gold	<input type="checkbox"/> Cobalt	<input type="checkbox"/> Purple	<input type="checkbox"/> Teal	<input type="checkbox"/> Army Green	<input type="checkbox"/> Forest Green	<input type="checkbox"/> Racecar Yellow	<input type="checkbox"/> White	<input type="checkbox"/> Baby Blue	<input type="checkbox"/> Grey Green	<input type="checkbox"/> Red	<input type="checkbox"/> Skin #1	<input type="checkbox"/> Baby Pink	<input type="checkbox"/> Lime Green	<input type="checkbox"/> Rose Gold	<input type="checkbox"/> Skin #2	<input type="checkbox"/> Baby Yellow	<input type="checkbox"/> Maroon	<input type="checkbox"/> Seafoam Green	<input type="checkbox"/> Skin #3	<input type="checkbox"/> Black	<input type="checkbox"/> Navy	<input type="checkbox"/> Silver	<input type="checkbox"/> Skin #4	<input type="checkbox"/> Charcoal	<input type="checkbox"/> Orange	<input type="checkbox"/> Spanish Gold	<input type="checkbox"/> Skin #5	<p>8. DETAIL COLOR</p> <table style="width: 100%;"> <tr> <td><input type="checkbox"/> 14K Gold</td> <td><input type="checkbox"/> Cobalt</td> <td><input type="checkbox"/> Purple</td> <td><input type="checkbox"/> Teal</td> </tr> <tr> <td><input type="checkbox"/> Army Green</td> <td><input type="checkbox"/> Forest Green</td> <td><input type="checkbox"/> Racecar Yellow</td> <td><input type="checkbox"/> White</td> </tr> <tr> <td><input type="checkbox"/> Baby Blue</td> <td><input type="checkbox"/> Grey Green</td> <td><input type="checkbox"/> Red</td> <td><input type="checkbox"/> Skin #1</td> </tr> <tr> <td><input type="checkbox"/> Baby Pink</td> <td><input type="checkbox"/> Lime Green</td> <td><input type="checkbox"/> Rose Gold</td> <td><input type="checkbox"/> Skin #2</td> </tr> <tr> <td><input type="checkbox"/> Baby Yellow</td> <td><input type="checkbox"/> Maroon</td> <td><input type="checkbox"/> Seafoam Green</td> <td><input type="checkbox"/> Skin #3</td> </tr> <tr> <td><input type="checkbox"/> Black</td> <td><input type="checkbox"/> Navy</td> <td><input type="checkbox"/> Silver</td> <td><input type="checkbox"/> Skin #4</td> </tr> <tr> <td><input type="checkbox"/> Charcoal</td> <td><input type="checkbox"/> Orange</td> <td><input type="checkbox"/> Spanish Gold</td> <td><input type="checkbox"/> Skin #5</td> </tr> </table>	<input type="checkbox"/> 14K Gold	<input type="checkbox"/> Cobalt	<input type="checkbox"/> Purple	<input type="checkbox"/> Teal	<input type="checkbox"/> Army Green	<input type="checkbox"/> Forest Green	<input type="checkbox"/> Racecar Yellow	<input type="checkbox"/> White	<input type="checkbox"/> Baby Blue	<input type="checkbox"/> Grey Green	<input type="checkbox"/> Red	<input type="checkbox"/> Skin #1	<input type="checkbox"/> Baby Pink	<input type="checkbox"/> Lime Green	<input type="checkbox"/> Rose Gold	<input type="checkbox"/> Skin #2	<input type="checkbox"/> Baby Yellow	<input type="checkbox"/> Maroon	<input type="checkbox"/> Seafoam Green	<input type="checkbox"/> Skin #3	<input type="checkbox"/> Black	<input type="checkbox"/> Navy	<input type="checkbox"/> Silver	<input type="checkbox"/> Skin #4	<input type="checkbox"/> Charcoal	<input type="checkbox"/> Orange	<input type="checkbox"/> Spanish Gold	<input type="checkbox"/> Skin #5
<input type="checkbox"/> 14K Gold	<input type="checkbox"/> Cobalt	<input type="checkbox"/> Purple	<input type="checkbox"/> Teal																																																						
<input type="checkbox"/> Army Green	<input type="checkbox"/> Forest Green	<input type="checkbox"/> Racecar Yellow	<input type="checkbox"/> White																																																						
<input type="checkbox"/> Baby Blue	<input type="checkbox"/> Grey Green	<input type="checkbox"/> Red	<input type="checkbox"/> Skin #1																																																						
<input type="checkbox"/> Baby Pink	<input type="checkbox"/> Lime Green	<input type="checkbox"/> Rose Gold	<input type="checkbox"/> Skin #2																																																						
<input type="checkbox"/> Baby Yellow	<input type="checkbox"/> Maroon	<input type="checkbox"/> Seafoam Green	<input type="checkbox"/> Skin #3																																																						
<input type="checkbox"/> Black	<input type="checkbox"/> Navy	<input type="checkbox"/> Silver	<input type="checkbox"/> Skin #4																																																						
<input type="checkbox"/> Charcoal	<input type="checkbox"/> Orange	<input type="checkbox"/> Spanish Gold	<input type="checkbox"/> Skin #5																																																						
<input type="checkbox"/> 14K Gold	<input type="checkbox"/> Cobalt	<input type="checkbox"/> Purple	<input type="checkbox"/> Teal																																																						
<input type="checkbox"/> Army Green	<input type="checkbox"/> Forest Green	<input type="checkbox"/> Racecar Yellow	<input type="checkbox"/> White																																																						
<input type="checkbox"/> Baby Blue	<input type="checkbox"/> Grey Green	<input type="checkbox"/> Red	<input type="checkbox"/> Skin #1																																																						
<input type="checkbox"/> Baby Pink	<input type="checkbox"/> Lime Green	<input type="checkbox"/> Rose Gold	<input type="checkbox"/> Skin #2																																																						
<input type="checkbox"/> Baby Yellow	<input type="checkbox"/> Maroon	<input type="checkbox"/> Seafoam Green	<input type="checkbox"/> Skin #3																																																						
<input type="checkbox"/> Black	<input type="checkbox"/> Navy	<input type="checkbox"/> Silver	<input type="checkbox"/> Skin #4																																																						
<input type="checkbox"/> Charcoal	<input type="checkbox"/> Orange	<input type="checkbox"/> Spanish Gold	<input type="checkbox"/> Skin #5																																																						

9. STRAP COLOR

Black (Default. No charge.)
 Tan (Additional Charge.)
 Red (Additional Charge.)
 Blue (Additional Charge.)

ANYTHING ELSE WE SHOULD KNOW?:

SHAPE

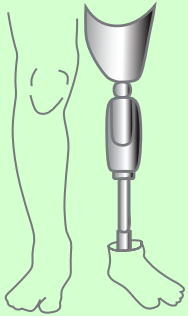
MEASUREMENTS

(A)

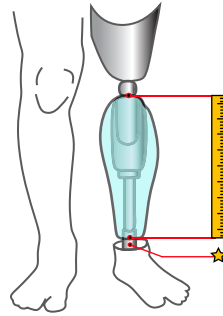
(B)

(C)

AK

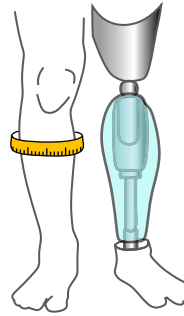


AK Length



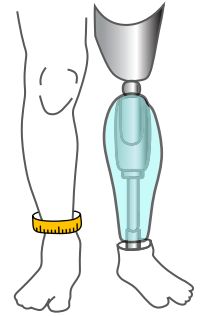
Measure from the apex of the mechanical knee to the top of the footshell. ★ Leave a 1/2 inch (13mm) gap between the top of the footshell and bottom of the cover.

AK Top Width



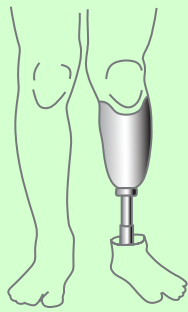
Measure the calf circumference of the sound limb.

AK Bottom Width

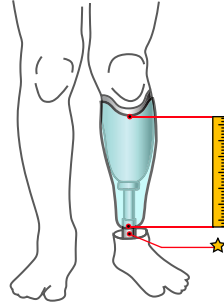


Measure the circumference right above the ankle bone of the sound limb.

BK1

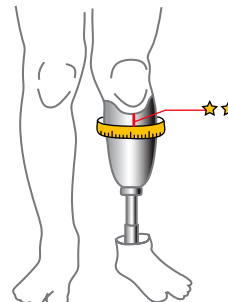


BK1 Length



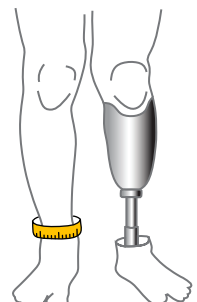
Measure from the lowest dip in the front of the socket to the top of the footshell. ★ Leave a 1/2 inch (13mm) gap between the top of the footshell and bottom of the cover.

BK1 Top Width



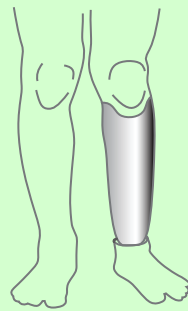
★★ Measure the circumference of the socket 1 inch (25mm) below the dip in the front of the socket.

BK1 Bottom Width

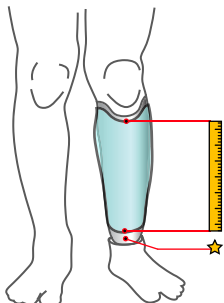


Measure the circumference right above the ankle bone of the sound limb.

BK2

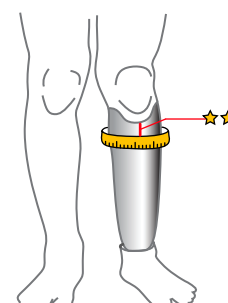


BK2 Length



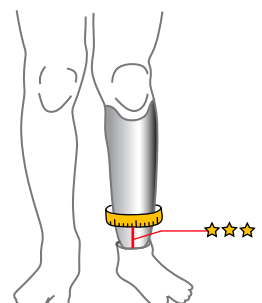
Measure from the lowest dip in the front of the socket to the top of the footshell. ★ Leave a 1/2 inch (13mm) gap between the top of the footshell and bottom of the cover.

BK2 Top Width



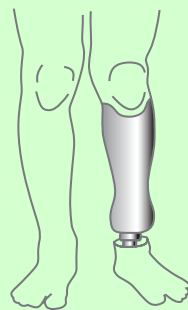
★★ Measure the circumference of the socket 1 inch (25mm) below the dip in the front of the socket.

BK2 Bottom Width

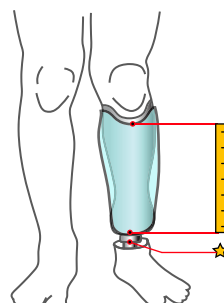


★★★ Measure the circumference of the socket 2 inches (51mm) above the top of the footshell.

BK3

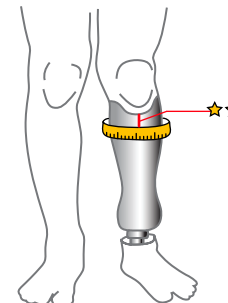


BK3 Length



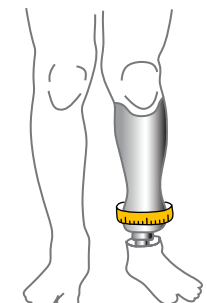
Measure from the lowest dip in the front of the socket to the top of the footshell. ★ Leave a 1/2 inch (13mm) gap between the top of the footshell and bottom of the cover.

BK3 Top Width



★★ Measure the circumference of the socket 1 inch (25mm) below the dip in the front of the socket.

BK3 Bottom Width



Measure the widest circumference near the bottom of the socket. We will contact you for additional measurements.

ALLELES LiL Covers



LiL ALPINE

(SHOWN IN SKIN #5 WITH BABY BLUE DETAILS)



LiL BALLER

(SHOWN IN BLACK WITH RED DETAILS)



LiL DEENER

(SHOWN IN BABY PINK WITH 14K GOLD DETAILS)



LiL GLIDE

(SHOWN IN BABY YELLOW WITH RACECAR YELLOW DETAILS)



LiL HIFI

(SHOWN IN BABY BLUE WITH ORANGE DETAILS)



LiL NOUVEAU

(SHOWN IN BABY YELLOW WITH ROSEGOLD DETAILS)



LiL OM

(SHOWN IN SEAFOAM WITH LIME DETAILS)



LiL ROYALE

(SHOWN IN WHITE WITH BLACK DETAILS)



LiL SOLO

(SHOWN IN SKIN #2)

ALLELES™ LiL Covers



LiL STEALTH

(SHOWN IN LIME WITH PURPLE DETAILS)



LiL VICTORIAN

(SHOWN IN SKIN #1 WITH ROSEGOLD DETAILS)



LiL WINGS

(SHOWN IN RED WITH SILVER DETAILS)