

Order Date: _____ Original PO#: _____ Billing PO#: _____
 Company Name: _____ Prosthetist: _____
 Patient Name: _____ Account Number: _____
 Email: _____ Telephone: _____ Fax: _____

1. SELECT DESIGN:

- | | | |
|-------------------------------------|--------------------------------------|--|
| <input type="checkbox"/> LiL Alpine | <input type="checkbox"/> LiL HIFI | <input type="checkbox"/> LiL SOLO |
| <input type="checkbox"/> LiL Baller | <input type="checkbox"/> LiL Nouveau | <input type="checkbox"/> LiL Stealth |
| <input type="checkbox"/> LiL Deener | <input type="checkbox"/> LiL OM | <input type="checkbox"/> LiL Victorian |
| <input type="checkbox"/> LiL Glide | <input type="checkbox"/> LiL Royale | <input type="checkbox"/> LiL Wings |

2. SHAPE:

Please see 'SHAPE' diagrams on following page.

- ☐ AK
☐ BK1
☐ BK2
☐ BK3

3. LEFT OR RIGHT:

- ☐ Left Leg
☐ Right Leg

Please reference the measuring diagrams on following page and be sure to select the unit of measure.

4. COVER LENGTH (A) :

_____ ☐ inches
 _____ ☐ millimeters

5. TOP WIDTH (B) :

_____ ☐ inches
 _____ ☐ millimeters

6. BOTTOM WIDTH (C) :

_____ ☐ inches
 _____ ☐ millimeters

7. MAIN COLOR

- | | | | |
|--------------------------------------|---------------------------------------|---|----------------------------------|
| <input type="checkbox"/> 14K Gold | <input type="checkbox"/> Cobalt | <input type="checkbox"/> Purple | <input type="checkbox"/> Teal |
| <input type="checkbox"/> Army Green | <input type="checkbox"/> Forest Green | <input type="checkbox"/> Racecar Yellow | <input type="checkbox"/> White |
| <input type="checkbox"/> Baby Blue | <input type="checkbox"/> Grey Green | <input type="checkbox"/> Red | <input type="checkbox"/> Skin #1 |
| <input type="checkbox"/> Baby Pink | <input type="checkbox"/> Lime Green | <input type="checkbox"/> Rose Gold | <input type="checkbox"/> Skin #2 |
| <input type="checkbox"/> Baby Yellow | <input type="checkbox"/> Maroon | <input type="checkbox"/> Seafoam Green | <input type="checkbox"/> Skin #3 |
| <input type="checkbox"/> Black | <input type="checkbox"/> Navy | <input type="checkbox"/> Silver | <input type="checkbox"/> Skin #4 |
| <input type="checkbox"/> Charcoal | <input type="checkbox"/> Orange | <input type="checkbox"/> Spanish Gold | <input type="checkbox"/> Skin #5 |

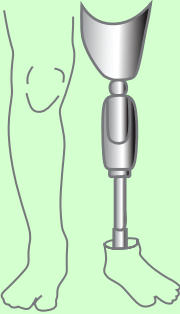
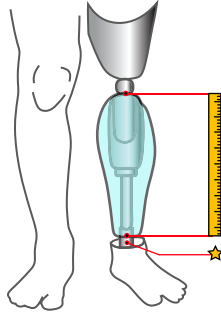
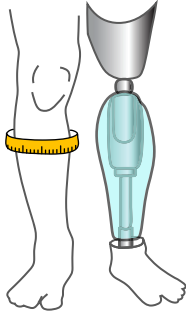
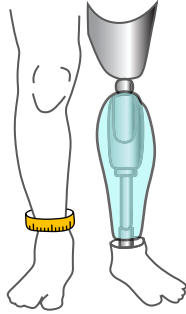
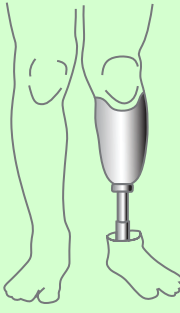
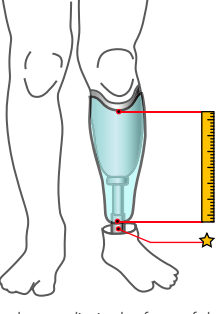
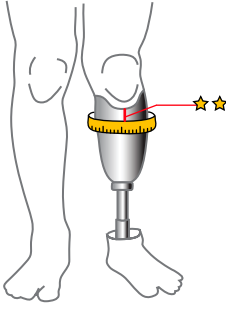
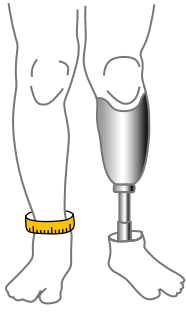
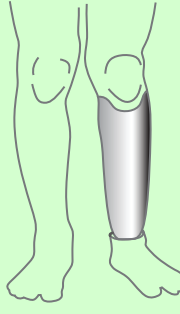
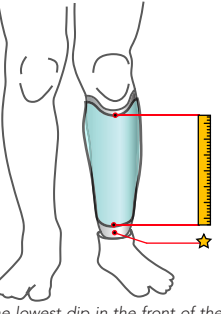
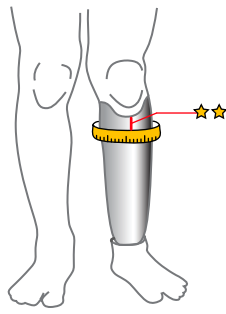
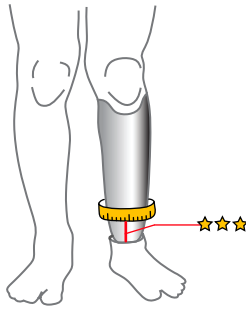
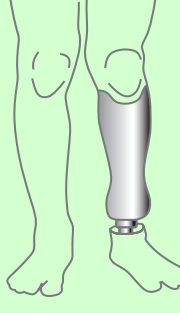
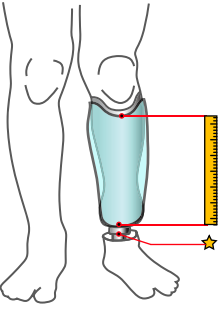
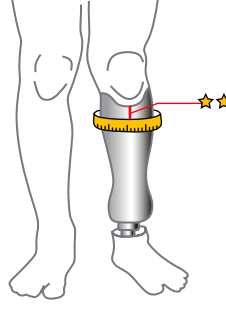
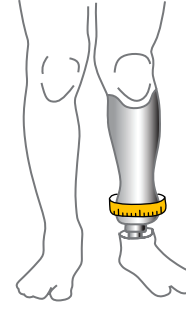
8. DETAIL COLOR

- | | | | |
|--------------------------------------|---------------------------------------|---|----------------------------------|
| <input type="checkbox"/> 14K Gold | <input type="checkbox"/> Cobalt | <input type="checkbox"/> Purple | <input type="checkbox"/> Teal |
| <input type="checkbox"/> Army Green | <input type="checkbox"/> Forest Green | <input type="checkbox"/> Racecar Yellow | <input type="checkbox"/> White |
| <input type="checkbox"/> Baby Blue | <input type="checkbox"/> Grey Green | <input type="checkbox"/> Red | <input type="checkbox"/> Skin #1 |
| <input type="checkbox"/> Baby Pink | <input type="checkbox"/> Lime Green | <input type="checkbox"/> Rose Gold | <input type="checkbox"/> Skin #2 |
| <input type="checkbox"/> Baby Yellow | <input type="checkbox"/> Maroon | <input type="checkbox"/> Seafoam Green | <input type="checkbox"/> Skin #3 |
| <input type="checkbox"/> Black | <input type="checkbox"/> Navy | <input type="checkbox"/> Silver | <input type="checkbox"/> Skin #4 |
| <input type="checkbox"/> Charcoal | <input type="checkbox"/> Orange | <input type="checkbox"/> Spanish Gold | <input type="checkbox"/> Skin #5 |

9. STRAP COLOR

- ☐ Black (Default. No charge.)
☐ Tan (Additional Charge.)
☐ Red (Additional Charge.)
☐ Blue (Additional Charge.)

ANYTHING ELSE WE SHOULD KNOW?:

SHAPE	MEASUREMENTS		
	(A)	(B)	(C)
<div data-bbox="126 195 224 254">AK</div> 	<div data-bbox="443 195 602 233">AK Length</div>  <p data-bbox="329 569 735 625">Measure from the apex of the mechanical knee to the top of the footshell. ★ Leave a 1/2 inch (13mm) gap between the top of the footshell and bottom of the cover.</p>	<div data-bbox="846 195 1052 233">AK Top Width</div>  <p data-bbox="784 604 1138 625">Measure the calf circumference of the sound limb.</p>	<div data-bbox="1230 195 1498 233">AK Bottom Width</div>  <p data-bbox="1195 588 1555 625">Measure the circumference right above the ankle bone of the sound limb.</p>
<div data-bbox="115 667 228 726">BK1</div> 	<div data-bbox="443 680 618 718">BK1 Length</div>  <p data-bbox="329 1029 743 1085">Measure from the lowest dip in the front of the socket to the top of the footshell. ★ Leave a 1/2 inch (13mm) gap between the top of the footshell and bottom of the cover.</p>	<div data-bbox="846 680 1073 718">BK1 Top Width</div>  <p data-bbox="779 1045 1149 1085">★★ Measure the circumference of the socket 1 inch (25mm) below the dip in the front of the socket.</p>	<div data-bbox="1230 680 1515 718">BK1 Bottom Width</div>  <p data-bbox="1195 1050 1555 1085">Measure the circumference right above the ankle bone of the sound limb.</p>
<div data-bbox="115 1129 237 1188">BK2</div> 	<div data-bbox="443 1142 618 1180">BK2 Length</div>  <p data-bbox="329 1484 743 1541">Measure from the lowest dip in the front of the socket to the top of the footshell. ★ Leave a 1/2 inch (13mm) gap between the top of the footshell and bottom of the cover.</p>	<div data-bbox="846 1142 1073 1180">BK2 Top Width</div>  <p data-bbox="779 1501 1149 1541">★★ Measure the circumference of the socket 1 inch (25mm) below the dip in the front of the socket.</p>	<div data-bbox="1230 1142 1515 1180">BK2 Bottom Width</div>  <p data-bbox="1203 1501 1555 1541">★★★ Measure the circumference of the socket 2 inches (51mm) above the top of the footshell.</p>
<div data-bbox="115 1591 237 1650">BK3</div> 	<div data-bbox="443 1604 618 1642">BK3 Length</div>  <p data-bbox="329 1961 743 2018">Measure from the lowest dip in the front of the socket to the top of the footshell. ★ Leave a 1/2 inch (13mm) gap between the top of the footshell and bottom of the cover.</p>	<div data-bbox="846 1604 1073 1642">BK3 Top Width</div>  <p data-bbox="779 1980 1149 2018">★★★ Measure the circumference of the socket 1 inch (25mm) below the dip in the front of the socket.</p>	<div data-bbox="1230 1604 1515 1642">BK3 Bottom Width</div>  <p data-bbox="1195 1965 1565 2018">Measure the widest circumference near the bottom of the socket. We will contact you for additional measurements.</p>

ALLELES LiL Covers



LiL ALPINE

(SHOWN IN SKIN #5 WITH BABY BLUE DETAILS)



LiL BALLER

(SHOWN IN BLACK WITH RED DETAILS)



LiL DEENER

(SHOWN IN BABY PINK WITH 14K GOLD DETAILS)



LiL GLIDE

(SHOWN IN BABY YELLOW WITH RACECAR YELLOW DETAILS)



LiL HIFI

(SHOWN IN BABY BLUE WITH ORANGE DETAILS)



LiL NOUVEAU

(SHOWN IN BABY YELLOW WITH ROSEGOLD DETAILS)



LiL OM

(SHOWN IN SEAFOAM WITH LIME DETAILS)



LiL ROYALE

(SHOWN IN WHITE WITH BLACK DETAILS)



LiL SOLO

(SHOWN IN SKIN #2)

ALLELES™ LiL Covers



LiL STEALTH

(SHOWN IN LIME WITH PURPLE DETAILS)



LiL VICTORIAN

(SHOWN IN SKIN #1 WITH ROSEGOLD DETAILS)



LiL WINGS

(SHOWN IN RED WITH SILVER DETAILS)