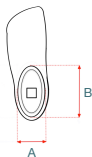


**Cover circumference - by how much to reduce [%]**

We recommend reducing the FlexCover circumference by a few percent, and even above ten percent for a very large calf. According to our customers' opinion, the FlexCover looks good with a circumference of less than 40 cm

**0%** - an exact copy of a healthy calf - not recommended

**5% - 8%** - the most widely used



A [mm]

B [mm]

**Foot manufacturer, type and size**

For example : OB Titeo 1CS0 L29

**Knee manufacturer and type**

For example : OB 3R80

**Adapter**

- ☐ 30  
☐ 34

Above the knee

**Colour**

- ☐ Skin Tone1 ☐ Grey  
☐ Skin Tone3 ☐ White  
☐ Skin Tone6 ☐ Black  
☐ Graphite

**Finish**

- ☐ Matt varnish  
( charged extra )

**Tattoo** ( charged extra )

- ☐ Catalog number from  
the our website.  
e.g.: 08-1001

- ☐ Own

**Check list :**
☐
**Photo of the foot or shell.**

Both the outer and inner edges of the shell contour must be visible. The camera lens must be perpendicular to the pyramid.


☐

**4 photos**, as shown in the images above. The camera must be placed perpendicular to the legs, in a low position, and both legs must be centered on the photo. Please remember that all prosthetic components must be completely visible, including the socket. Please remove shoes, socks and any object that covers the prosthesis.


☐
**Scan of the prosthesis and the patient's leg**

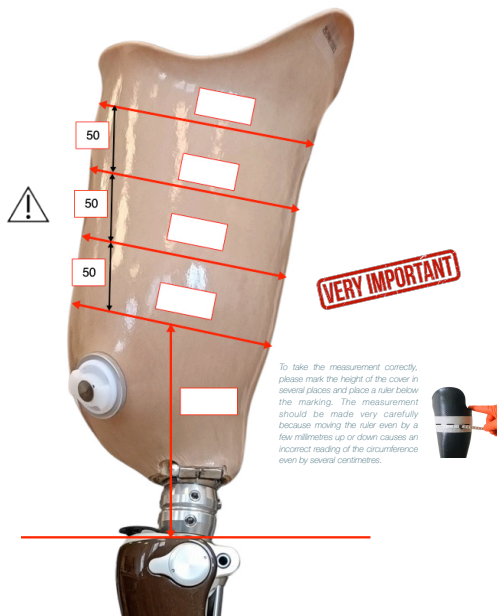
Format  
.stl  
.obj


☐
**Scan of the entire prosthesis, without a patient.**

Format  
.stl  
.obj



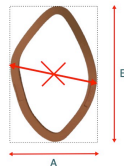
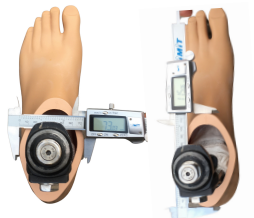
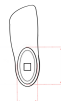
## Circumferences of the prosthetic socket at heights of 50 mm



## NOTES



- If the provided cover does not have a hole for the valve, and it is required, it should be made.
- After attaching the cover, the lower part should be approximately 5-6 cm below the top of the prosthetic knee.
- Detailed information on the installation of the cover can be found on the website and delivered together with the product.



- All our covers can be shortened from the bottom by several mm.
- In the factory state, the lower part of the cover is flat.
- In the case of the foot as shown in the picture, the lower part of the cover can be ground to the shape of the foot.
- If something is incomprehensible, look at our videos on the website in the menu - "VIDEOS"

